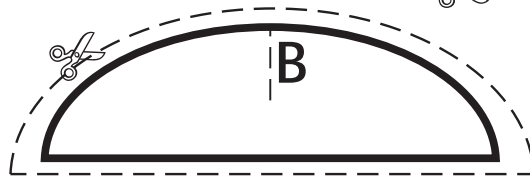





Make Sid Seagull SunSmart

What you'll need: Scissors, glue (it's a good idea to paste some card to the back of this sheet to make it stable), coloured pencils or crayons.

When you've cut out the hat and Sid Seagull, make a small cut along the dotted line on Sid's head and insert Tab C on the hat.



Cut out Sid Seagull and the stand, then make a cut along dotted line A, and insert the pieces together so Sid can stand upright.

Cut out the tree and the stand, then make a cut along dotted line B, and insert the pieces together so the tree can stand upright.

 Cut along dotted line, and place Sid and the tree in the park.

